

# Cure the HVAC Equipment Failure Epidemic with Simple Air Upgrades

**David Richardson**  
National Comfort Institute, Inc  
davidr@ncihvac.com

*Content and illustrations © NCI, Inc. 2023*



Working hard for something  
we **don't care about** is called **stress**.

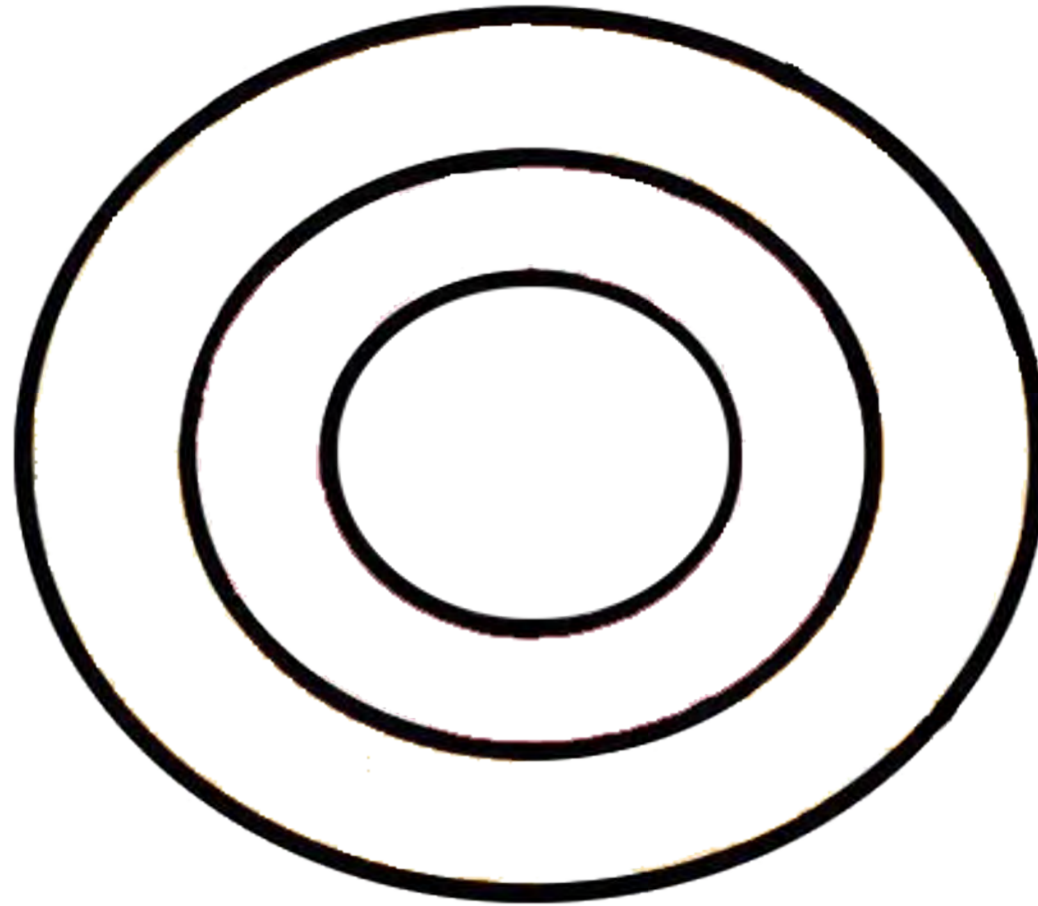
Working hard for something  
we **love** is called **passion**.

- *Simon Sinek*

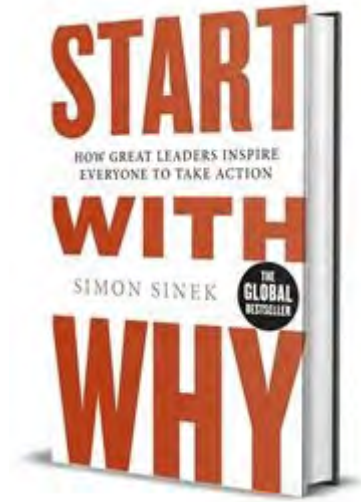





# GOLDEN CIRCLE



IDEA: SIMON SINEK

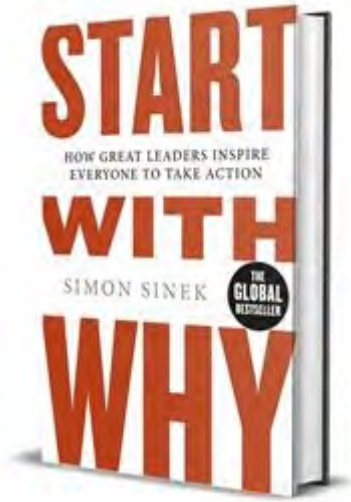


# GOLDEN CIRCLE

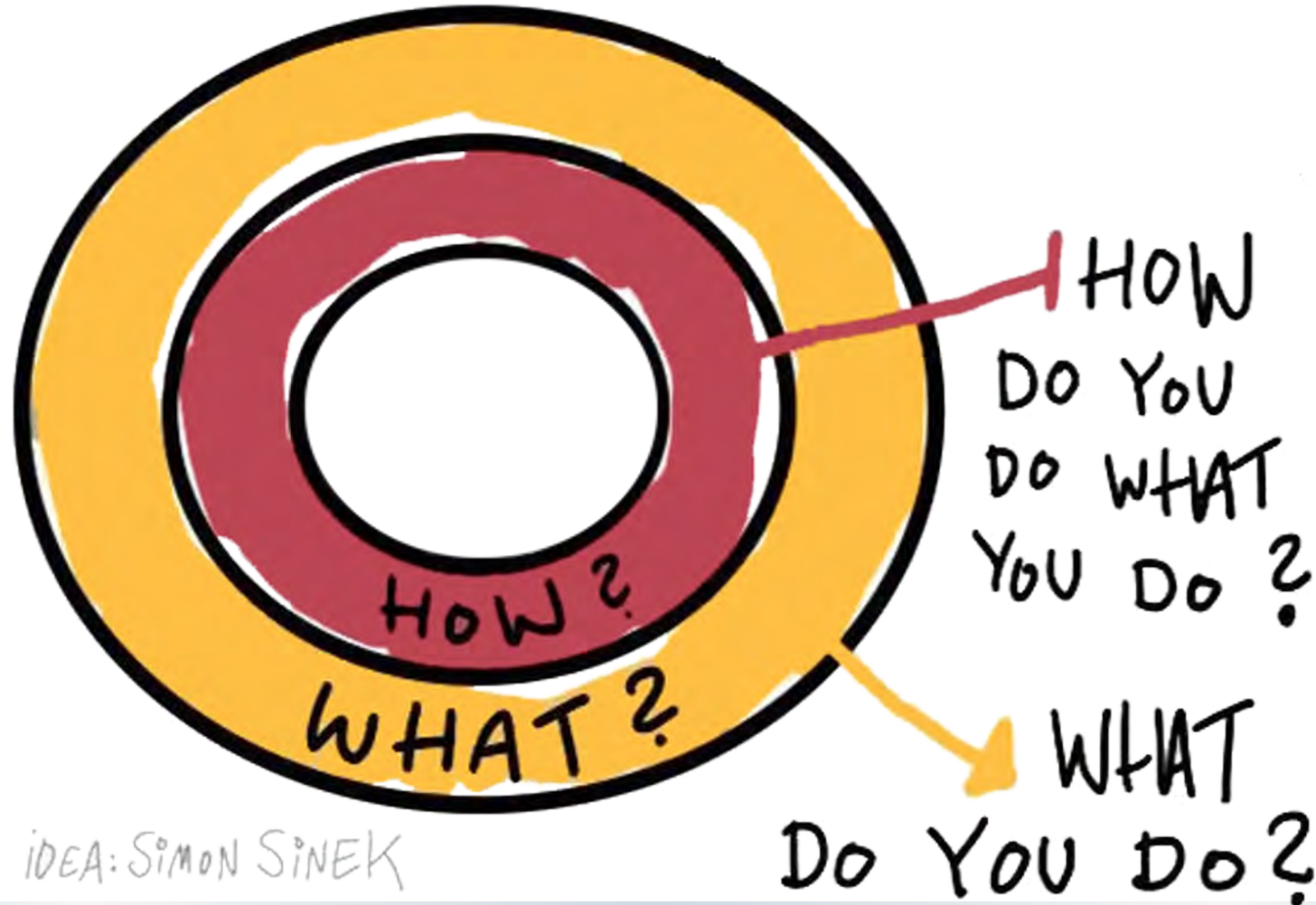


IDEA: SIMON SINEK

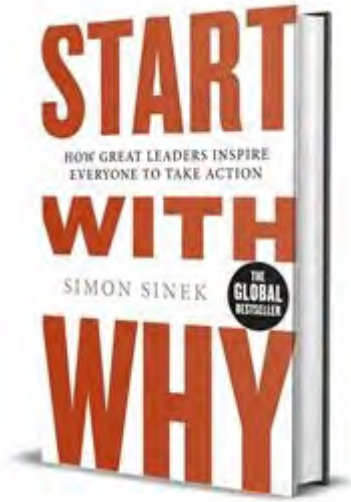
WHAT  
DO YOU DO?



# GOLDEN CIRCLE

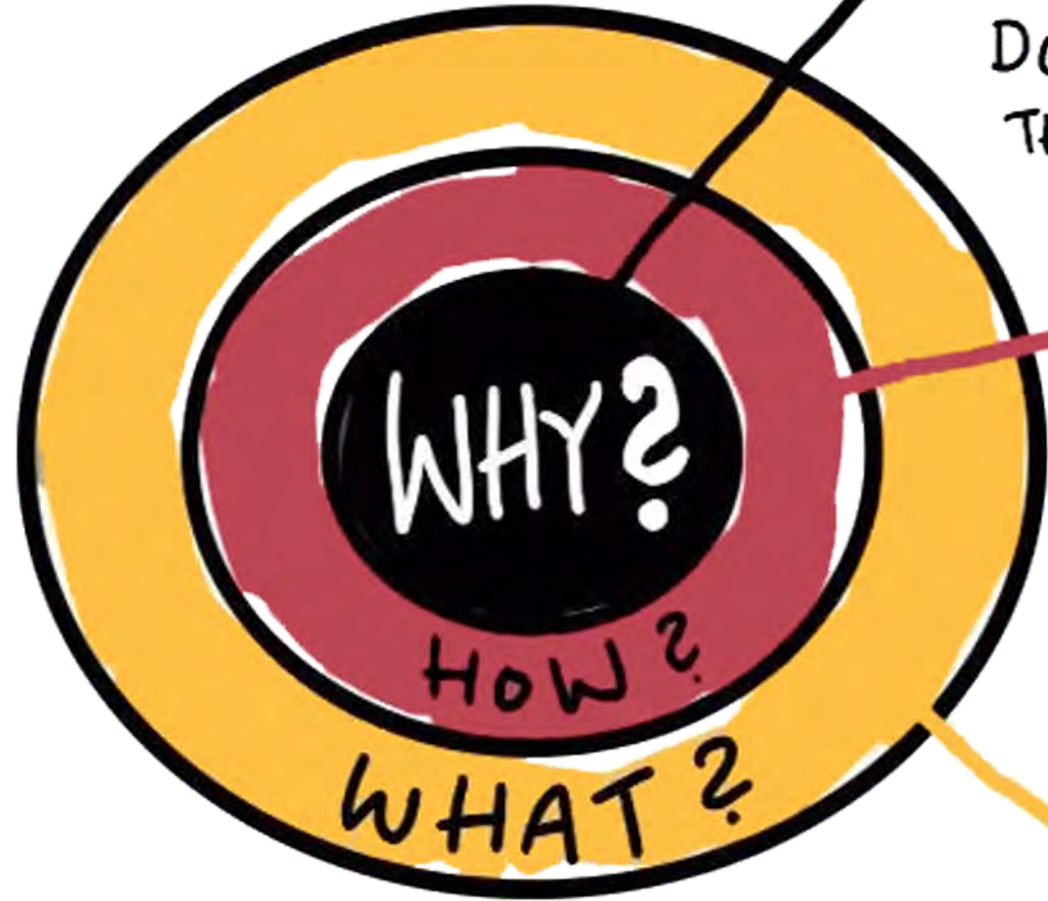


IDEA: SIMON SINEK





# GOLDEN CIRCLE

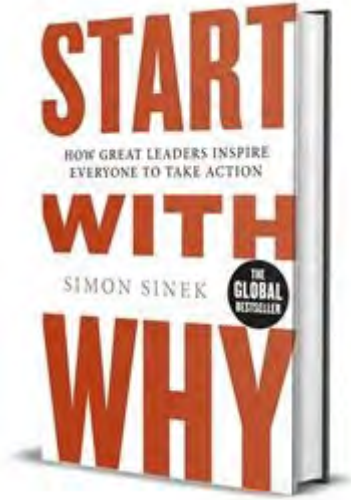


WHY DO YOU DO WHAT YOU DO? WHAT IS THE PURPOSE?

HOW DO YOU DO WHAT YOU DO?

WHAT DO YOU DO?

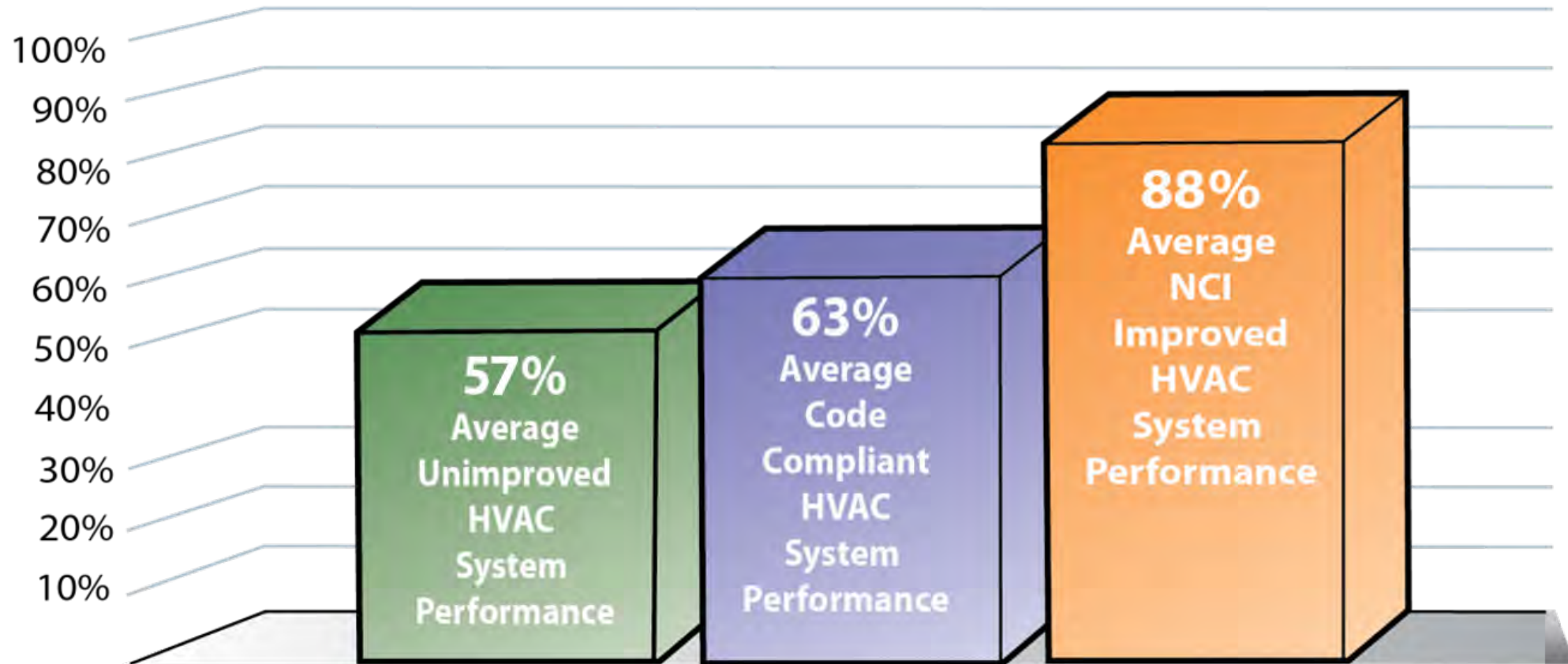
IDEA: SIMON SINEK



# Preview

- **The State of the Typical HVAC System**
- **The Air Upgrade Approach**
- **How to Discover Sick HVAC Systems**
- **Offering the Cure**
- **Review and Next Steps**

# The State of the Typical HVAC System





# Our Industry Lost Focus on What's Important



**Safety**



**Health**



**Comfort**

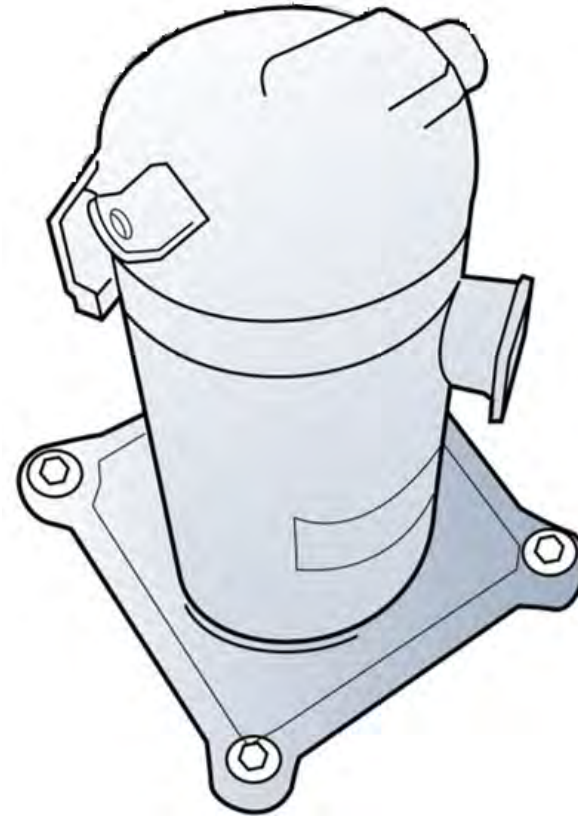


**Efficiency**

*The results are sick HVAC systems*

# Symptoms of Sick HVAC Systems

- \_\_\_ Hot and cold rooms
- \_\_\_ Excessive utility costs
- \_\_\_ Poor IAQ
- \_\_\_ Uncontrollable humidity
- \_\_\_ Compressor floodback
- \_\_\_ Cracked heat exchangers
- \_\_\_ ECM hunting and failure
- \_\_\_ Furnaces cycling on primary limit
- \_\_\_ Condensate drainage issues
- \_\_\_ Erratic TXV operation
- \_\_\_ Constant equipment problems



**Compressor Failure**

# Our Industry Needs Duct Doctors and Thermal Therapists

Concessions





# Air Upgrade Approach



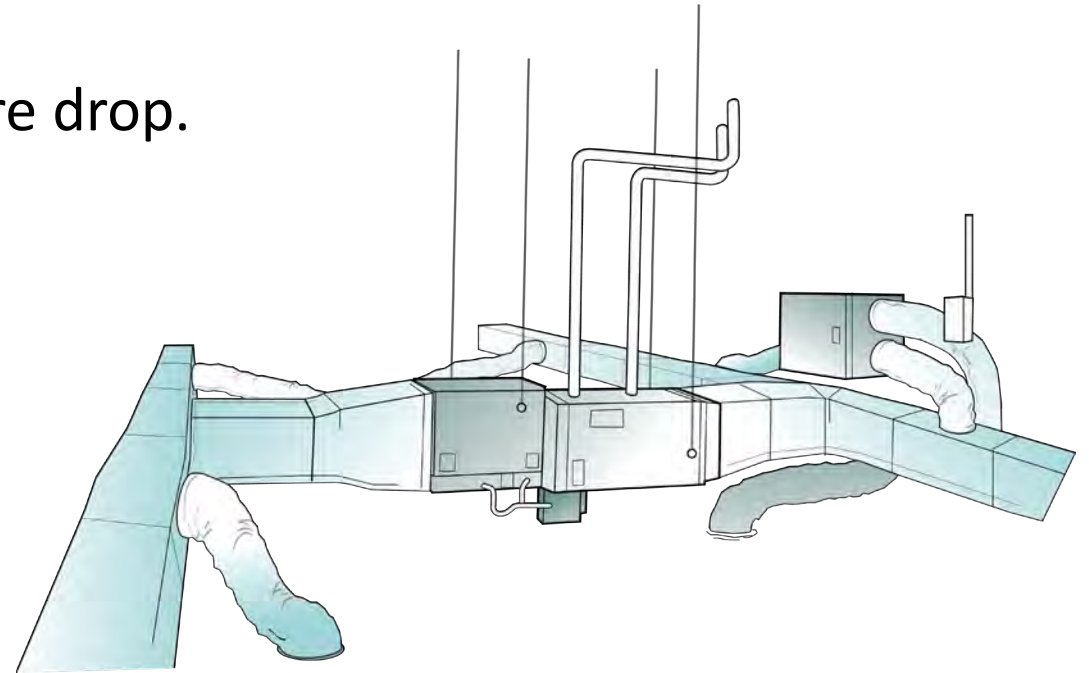
**Air Upgrades focus on improving static pressure and airflow.**

**They are pre-packaged duct repairs priced with flat rate.**

# Typical Air Upgrade Features

## Equipment Improvements:

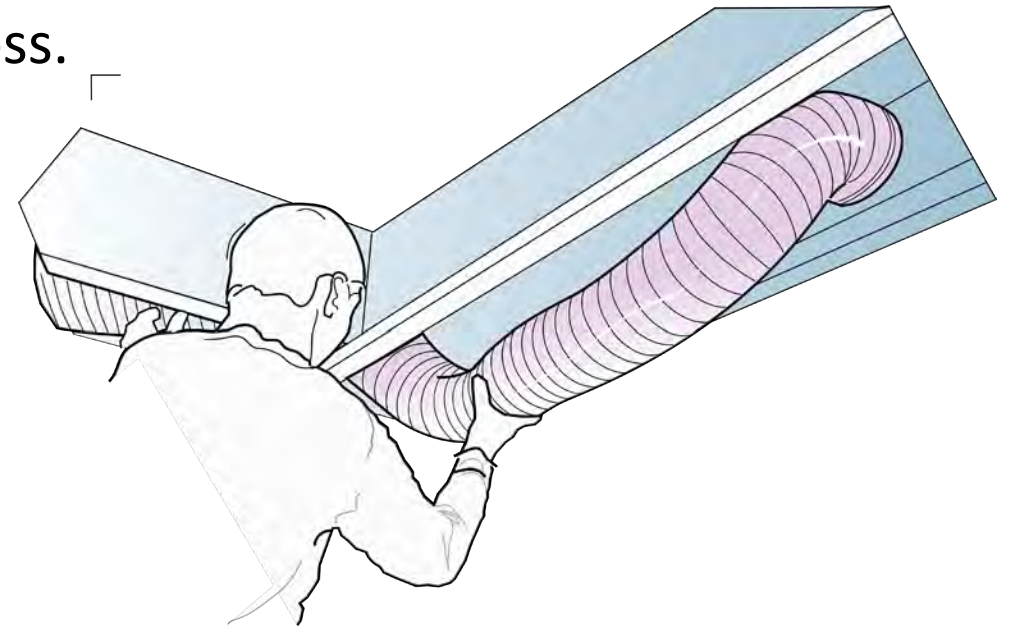
- Rework **filter system** to reduce filter pressure drop.
- Improve **duct fittings** at the equipment.
- Provide basic **system cleaning**.
- Test, adjust, and **set fan speed**.
- Readjust **refrigerant charge**.
- **Test out** static pressures and fan airflow.



# Typical Air Upgrade Features

## Duct System Improvements:

- Add **one oversized return duct and grille** into a large open area.
- Replace **3 or so 6” supply ducts with 8” ducts** and balancing dampers.
- Seal accessible **duct leakage** to reduce airflow loss.
- Add **strapping** to support the duct system.
- Replace **restrictive duct fittings**.
- Upgrade **grilles and registers**.





# Four Vital Signs

## Your Doctor Uses as Baseline Measurements



### Blood Pressure

*90/60 to 120/80 mm Hg*




### Pulse

*60 to 100 beats per minute*



### Temperature

*97.8° F to 99.1° F*



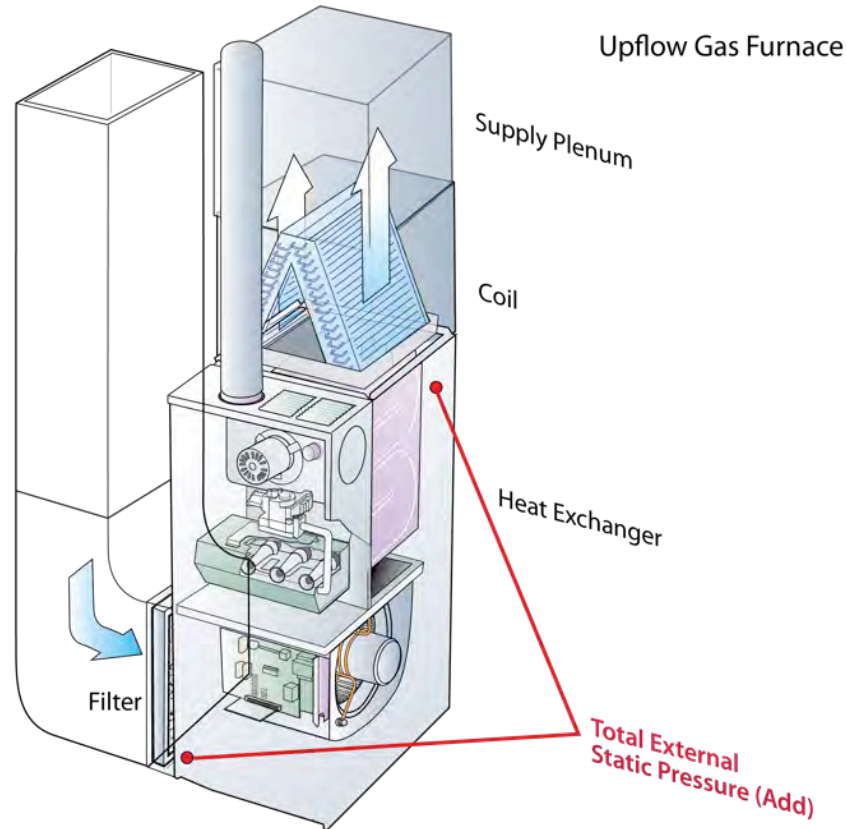
### Weight

*Depends on sex and height*

*Just because you can measure everything doesn't mean that you should.  
W. Edwards Deming*

# Measure Total External Static Pressure

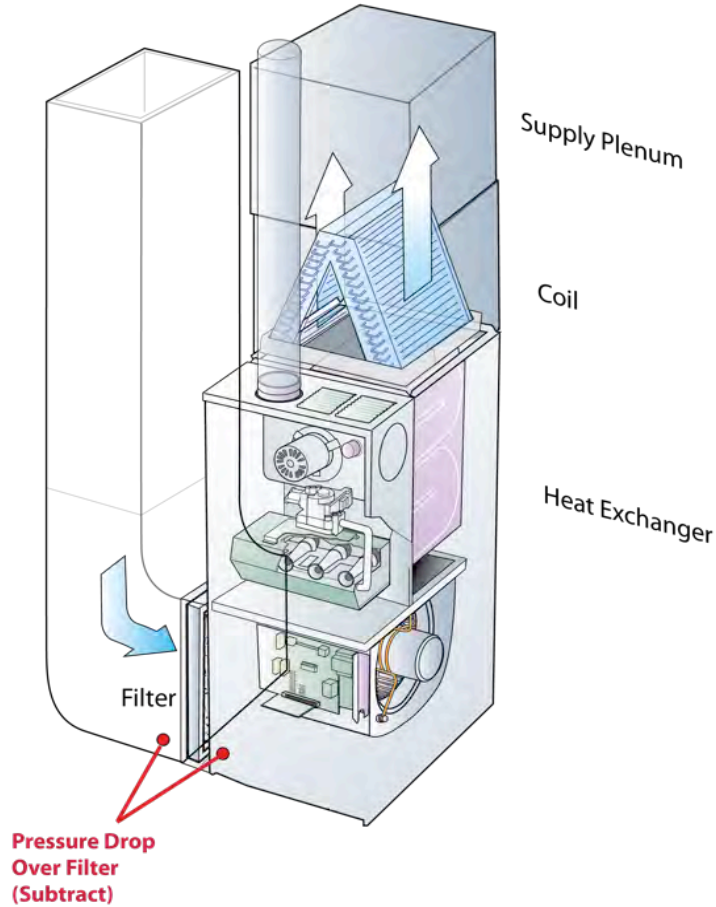
## Total External Static Pressure



Total External Static Pressure	
Entering Pressure	0.40
Exiting Pressure	0.50
Total External Static Pressure	0.90
Rated Total External Static Pressure	0.50
Percent of Rated	180%

# Measure Component Pressures

## Filter Pressure Drop

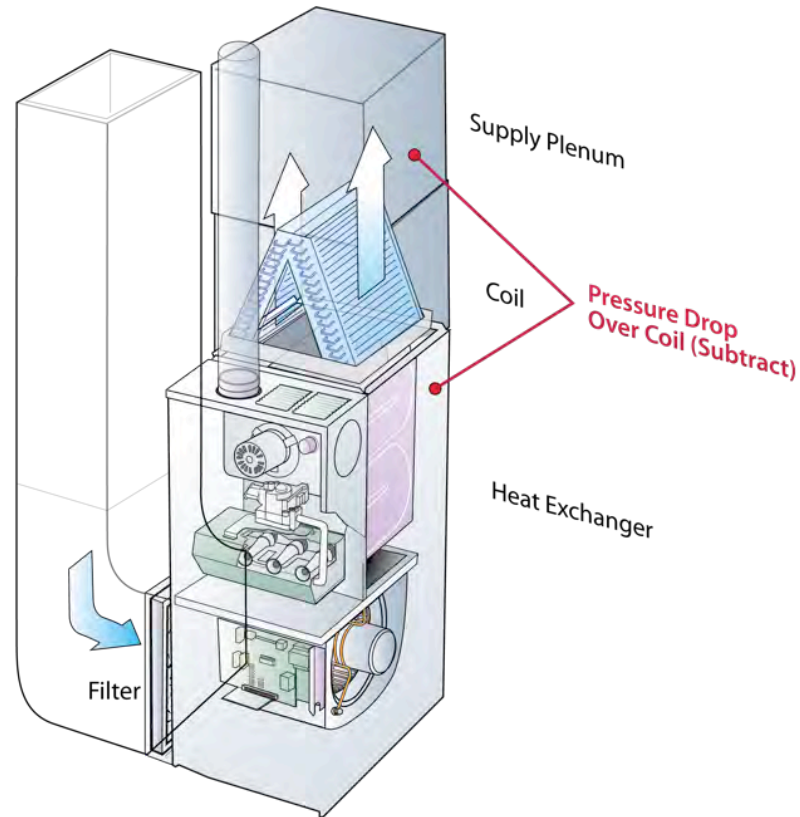


Filter Pressure Drop	
Entering Pressure	0.23
Exiting Pressure	0.40
Pressure Drop	0.17
Pressure Budget	0.10
Percent of Budget	170%



# Measure Component Pressures

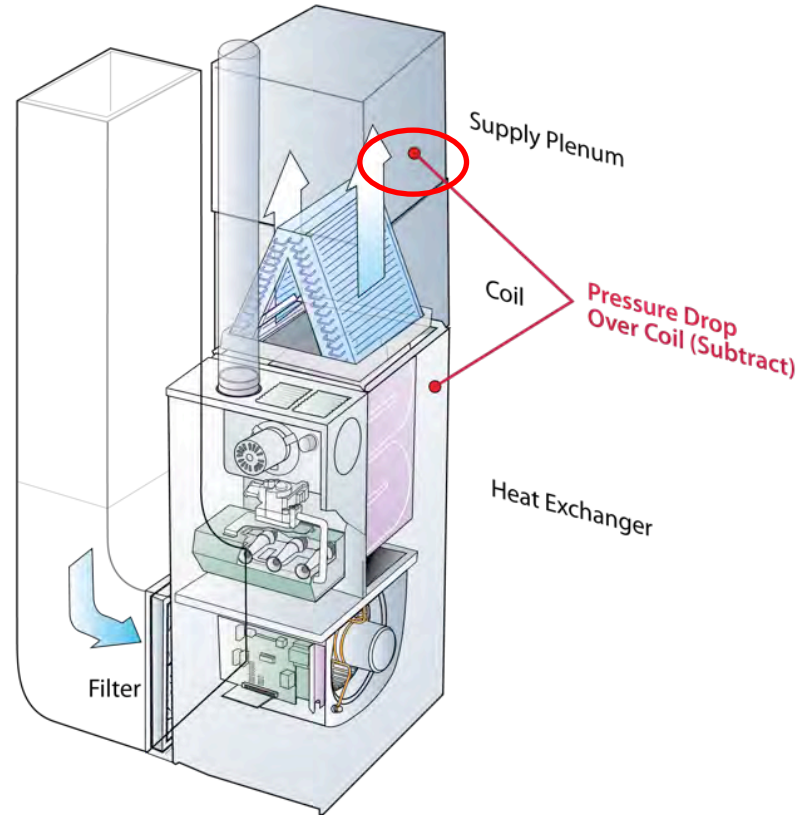
## Coil Pressure Drop



Coil Pressure Drop	
Entering Pressure	0.50
Exiting Pressure	0.20
Pressure Drop	0.30
Pressure Budget	0.20
Percent of Budget	150%

# Measure Component Pressures

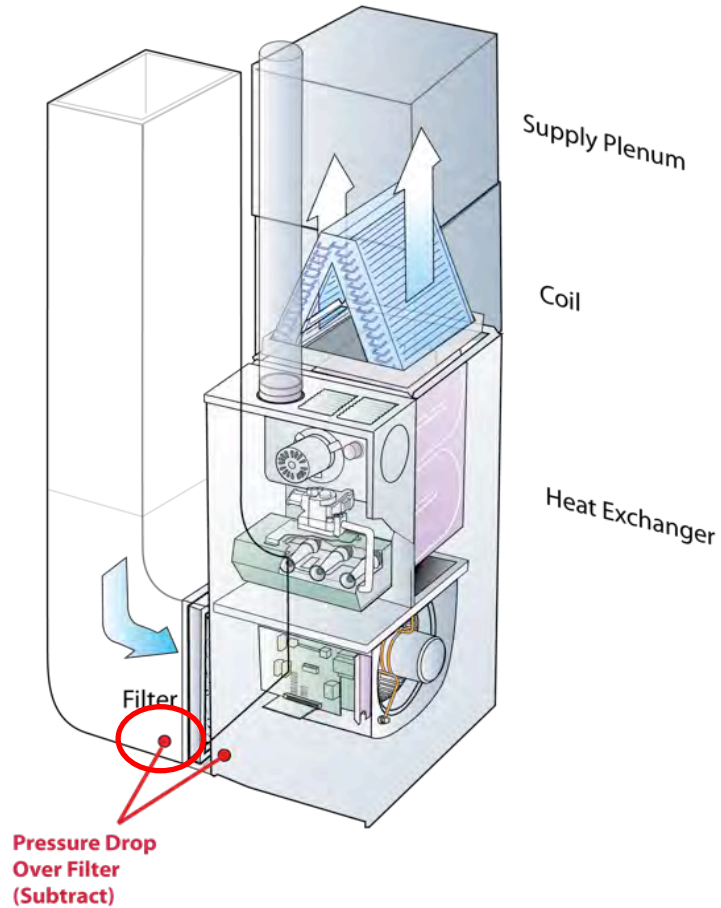
**Supply  
Duct  
Pressure**



Supply Duct Pressure	
Supply Duct Pressure	0.20
Pressure Budget	0.10
Percent of Budget	200%

# Measure Component Pressures

## Return Duct Pressure



Return Duct Pressure	
Return Duct Pressure	0.23
Pressure Budget	0.10
Percent of Budget	230%

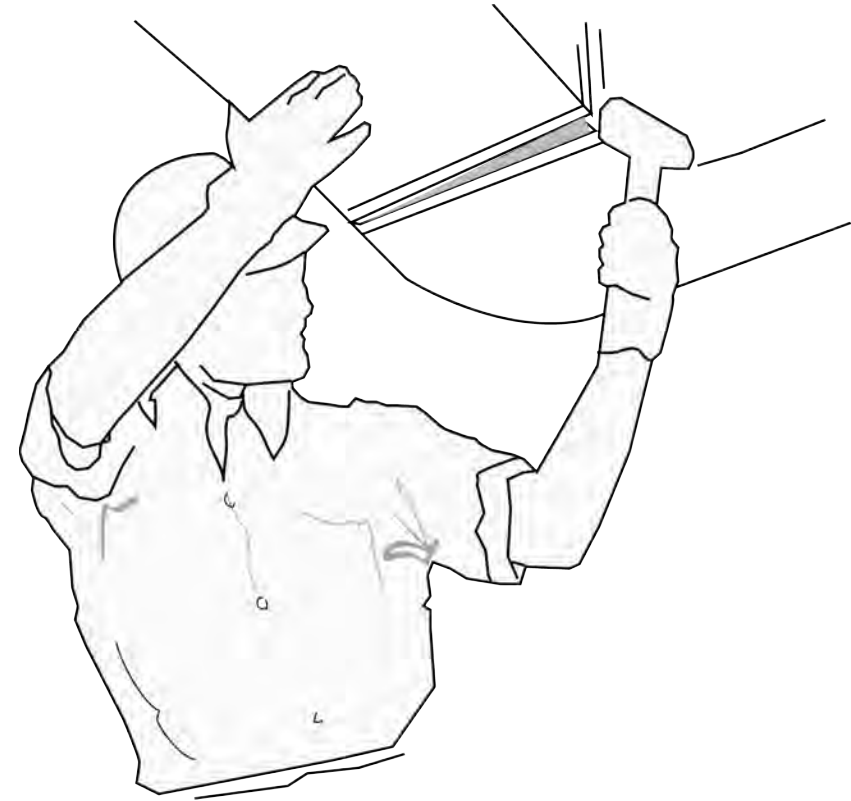
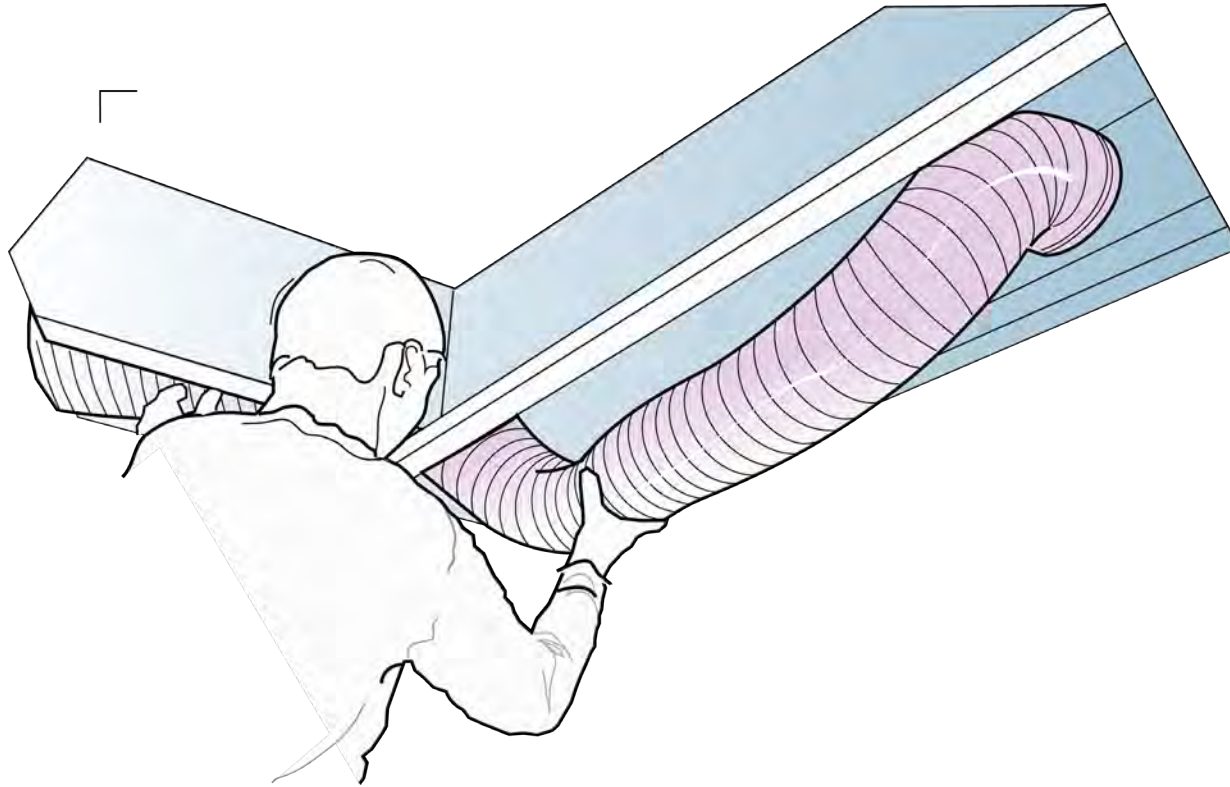



# Measure Fan Airflow



Fan Airflow	
Required Fan Airflow	1200 cfm
Actual Fan Airflow	843 cfm
Percent of Required	70%

# The cure focuses on the areas where measurements are farthest from manufacturer recommendations





“The single biggest problem in communication is the illusion that it has taken place.”

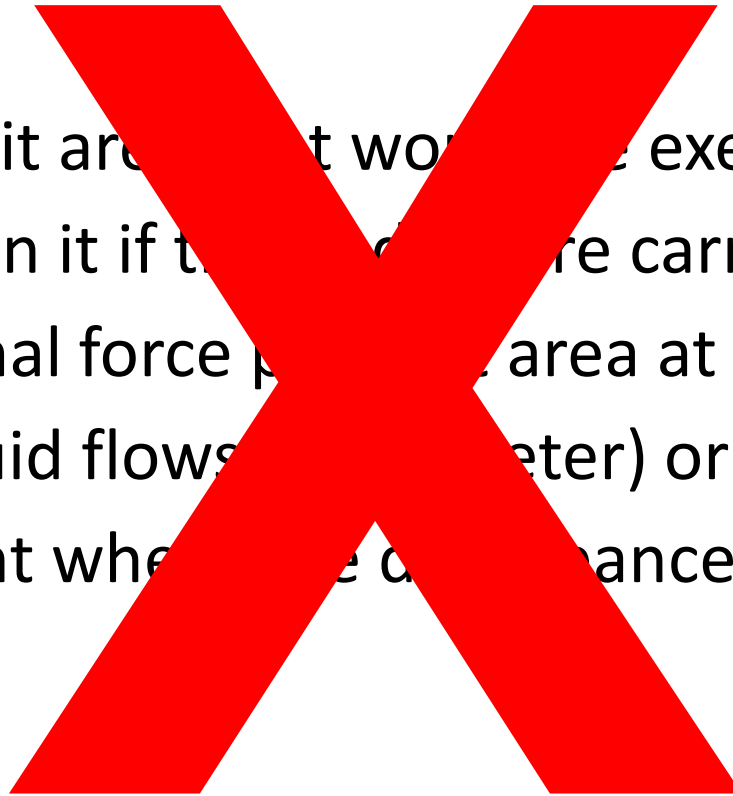
**George Bernard Shaw**



# Discussing Static Pressure Readings

## Static pressure (S.P.)

The normal force per unit area that would be exerted by a moving fluid on a small body immersed in it if the body were carried along with the fluid. Practically, it is the normal force per unit area at a small hole in the wall of a duct through which fluid flows (Pitot-static probe) or on the surface of a stationary tube at a point where the dynamic pressures, caused by inserting the tube, cancel.



Think and speak of static pressure like blood pressure.

**High static pressure, like high blood pressure indicates a serious problem.**



# Discussing Static Pressure Readings

Use every-day words and comparisons to help customers understand.

## Static Pressure/Blood Pressure Table

	Hypotension (Low)	Normal	Pre-Hypertension	Hypertension (HBP) Stage 1	Hypertension (HBP) Stage 2	Hypertension (HBP) Stage 3
Blood Pressure	90/60	<b>120/80</b>	121/81 to 139/89	140/90 to 159/99	160/100 to 179/109	Exceeds 180/110 <b>Emergency Care Needed!</b>
Equipment Rated Static Pressure	.23 or less	<b>.30</b>	.31 to .35	.36 to .40	.41 to .45	.46 or above
	.38 or less	<b>.50</b>	.51 to .58	.59 to .66	.67 to .74	.75 or above
	.60 or less	<b>.80</b>	.81 to .93	.94 to 1.05	1.06 to 1.19	1.20 or above

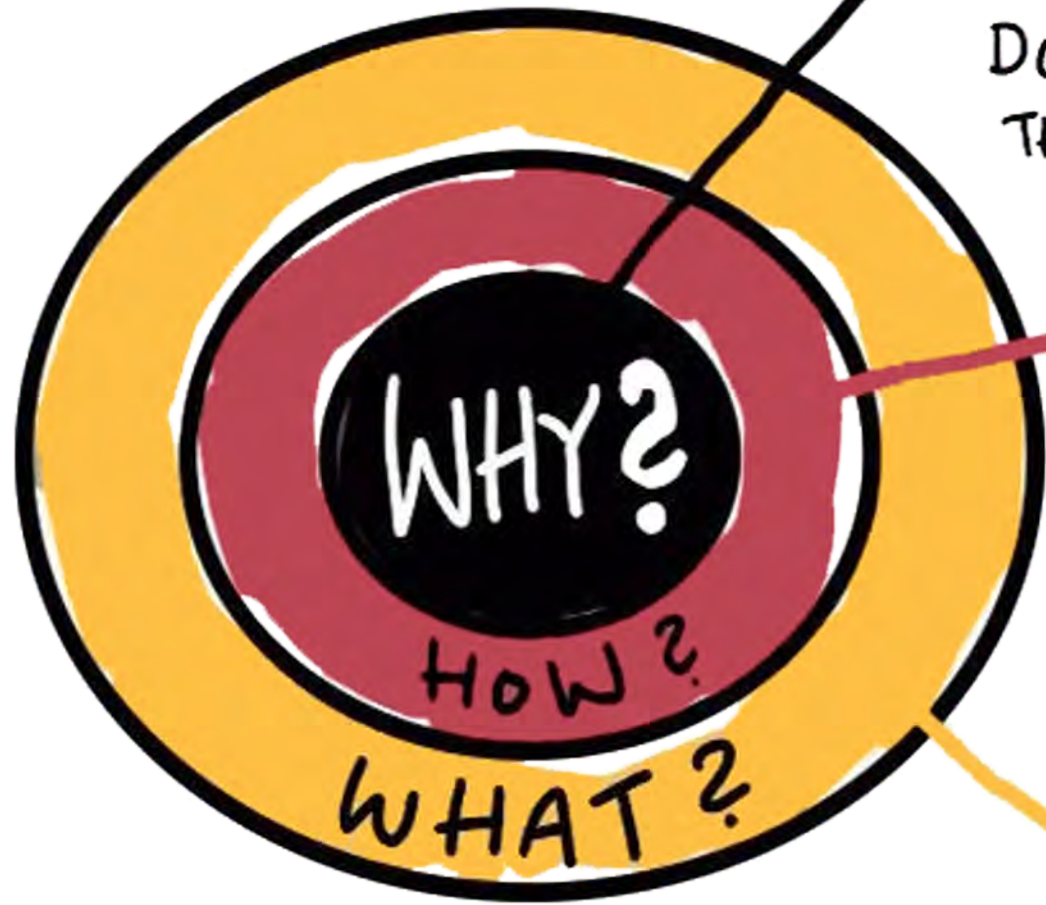
**Note:** The above table is a combination of the categories suggested by the American Heart Association and NCI's Total External Static Pressure (TESP) Budgets. The table helps visualize the relationship between the equipment's TESP measurement and the Blood Pressure of a normal human being.



# Review

- **The State of the Typical HVAC System**
- **The Air Upgrade Approach**
- **How to Discover Sick HVAC Systems**
- **Offering the Cure**
- **Review and Next Steps**

# GOLDEN CIRCLE

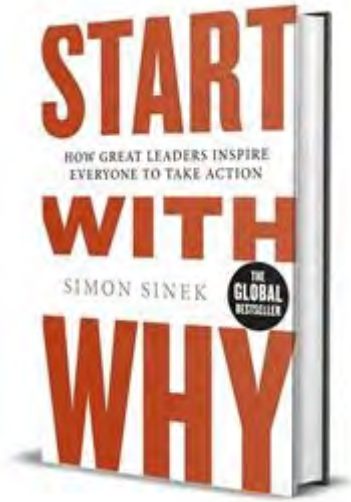


WHY DO YOU DO WHAT YOU DO? WHAT IS THE PURPOSE?


HOW DO YOU DO WHAT YOU DO?

WHAT DO YOU DO?

IDEA: SIMON SINEK



# Next Steps



1. Figure out why you should offer Air Upgrades and write it down.
2. Purchase any needed test instruments you may not currently own.
3. Practice by testing and diagnosing systems in your home or office.
4. Teach others in your company as you learn.
5. Slowly add static pressure testing to your service calls and installs.
6. Increase your testing skills beyond static pressure and fan airflow.
7. Become known as the “airheads” in your community.

# About NCI

Currently we train over 3,000 industry professionals each year and have certified over 40,000 people since our beginning in 1993.

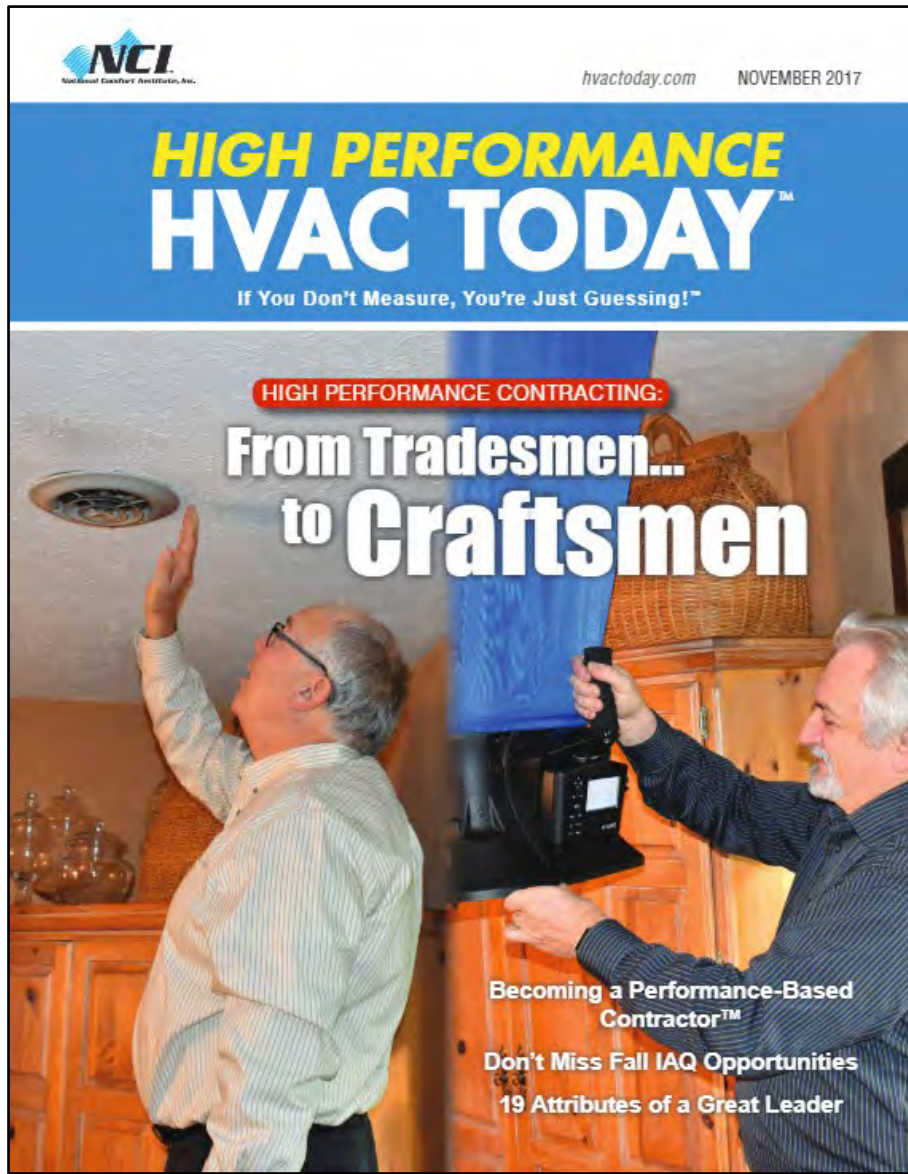
In addition to innovative business and technical training, we offer memberships with distinctive member benefits.

With a dedicated staff nearly 30 strong, NCI wants to continue to be a resource supporting your ongoing learning and business success.




[www.nationalcomfortinstitute.com](http://www.nationalcomfortinstitute.com)





**FREE  
SUBSCRIPTION**



[HVACtoday.com](http://HVACtoday.com)

# Cure the HVAC Equipment Failure Epidemic with Simple Air Upgrades



**REQUEST YOUR  
FREE COPY**



**David Richardson**  
National Comfort Institute, Inc  
davidr@ncihvac.com

*Content and illustrations © NCI, Inc. 2023*